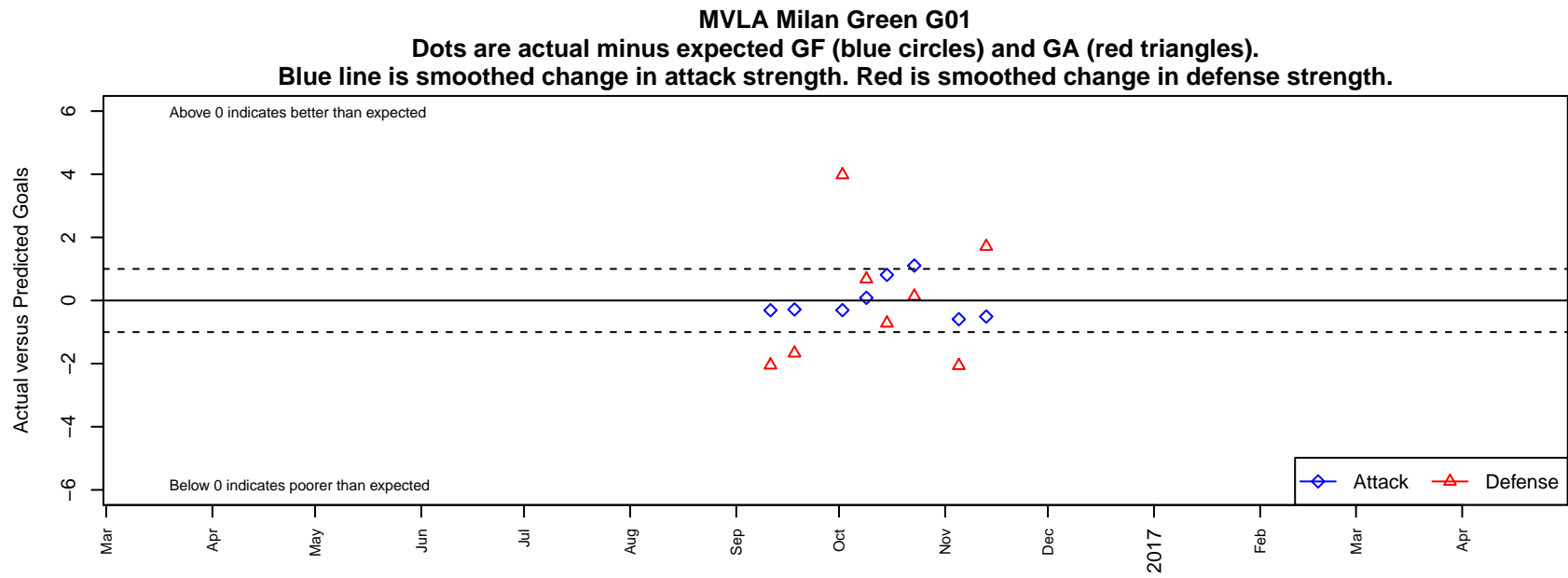


# MVLA Milan Green G01

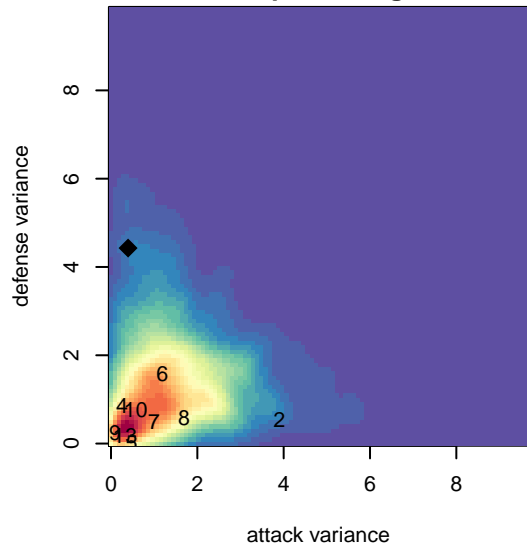
alt names used:

Venues played:  
2016 FWRL CAN CRL U16

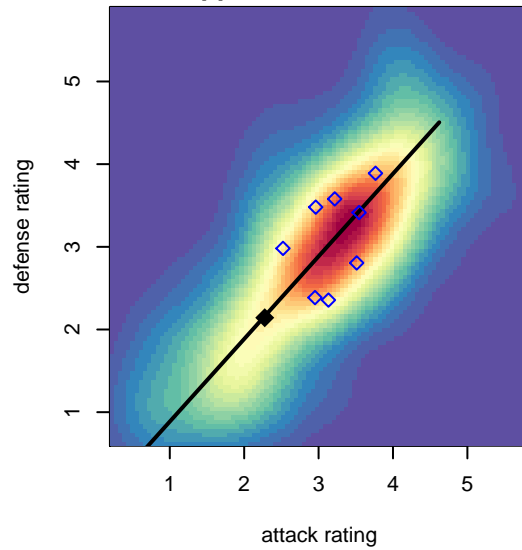
, CAN  
G01 total strength=1438  
attack=9.74 defense=8.52



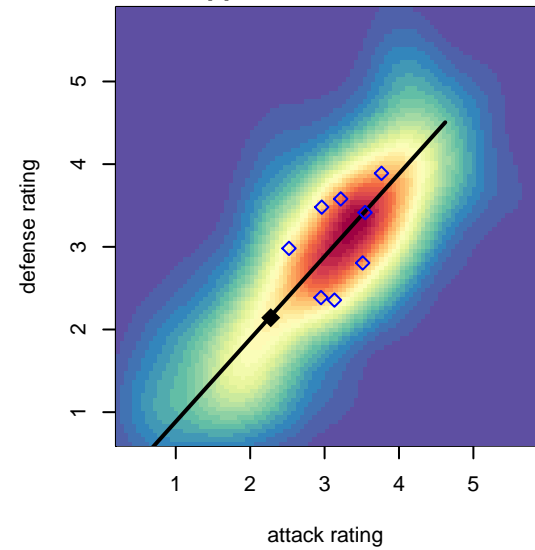
attack and defense variance (black dot)  
relative to other teams  
and top 10 in region



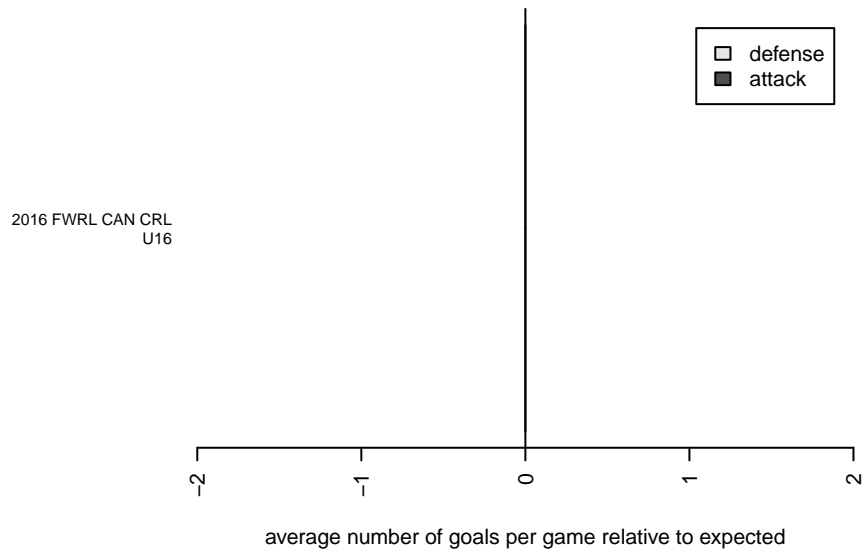
attack and defense rating  
relative to others at age  
and all opponents in last 13 months



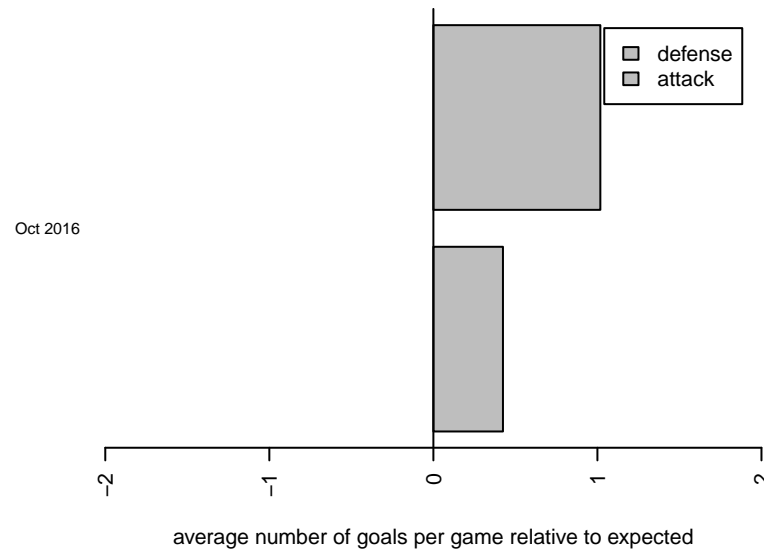
attack and defense rating  
relative to others at age  
and all opponents in last 13 months



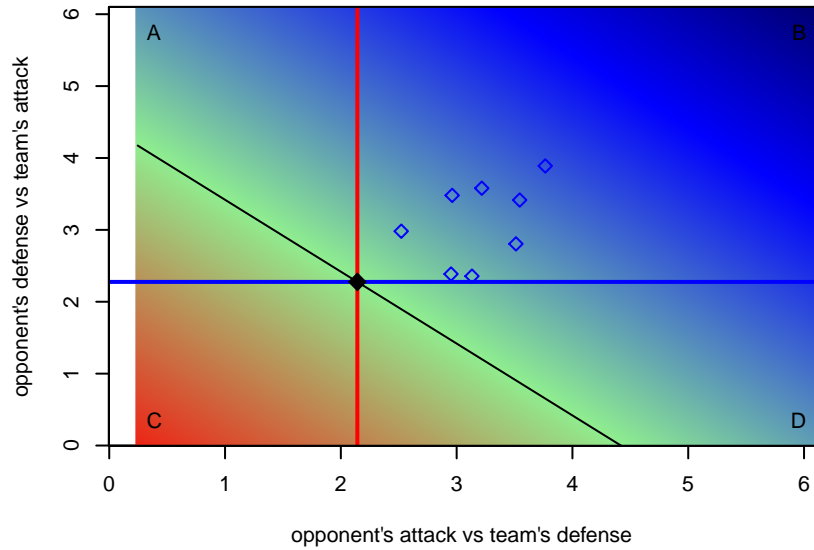
Performance relative to 13 month average



Performance relative to 13 month average



Distribution of opponents  
 Red = Lose zone, Blue = Win zone, Green = Even  
 Black line separates win/lose zones



lot. A=Neither has attack advantage, B=Opponent has both attack and defense advantage, C=Opponent has both attack and defense disadvantage, D=Both have

<b>date</b>	<b>home</b>		<b>away</b>		<b>venue</b>	<b>pred.home</b>	<b>pred.away</b>
2016-11-13	MVLA Milan Green G01	0	Livermore Fusion SC NPL G01	0	2016 FWRL CAN CRL U16	0.51	1.71
2016-11-05	Palo Alto SC Blue G01	6	MVLA Milan Green G01	0	2016 FWRL CAN CRL U16	3.94	0.59
2016-10-23	MVLA Milan Green G01	2	Pacifica United SC Strikers G01	2	2016 FWRL CAN CRL U16	0.89	2.13
2016-10-15	MVLA Milan Green G01	1	USA Stars G01	6	2016 FWRL CAN CRL U16	0.19	5.28
2016-10-09	MVLA Milan Green G01	1	South San Jose Dynamo G01	2	2016 FWRL CAN CRL U16	0.91	2.68
2016-10-02	Mustang SC Elite G01	0	MVLA Milan Green G01	0	2016 FWRL CAN CRL U16	3.98	0.31
2016-09-18	San Juan SC South G01	4	MVLA Milan Green G01	0	2016 FWRL CAN CRL U16	2.33	0.28
2016-09-11	Santa Clara Sporting Green G01	5	MVLA Milan Green G01	0	2016 FWRL CAN CRL U16	2.95	0.31